

LED IR Extender For The MobileMule™ Mobile DVR Series Instructions

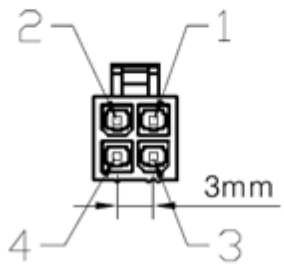
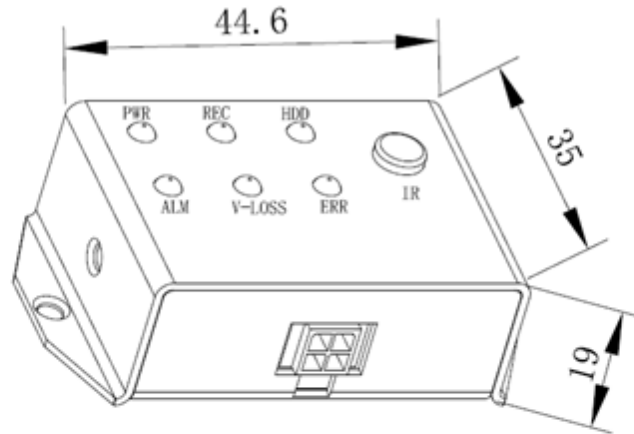
Product Description

The 16.5' LED IR Extender allows you to check usage status and change settings for your MobileMule™ DVR. This device acts as a receiver for your remote. Simply aim your remote at the LED Panel and use as you would normally to adjust the settings of your MobileMule™ DVR. You can also easily and quickly check the status your DVR by looking at the LED panel.

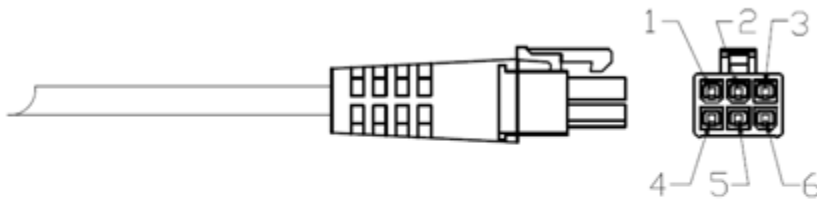
How To Connect



Dimensions and Wiring



- | | | |
|---|-------|----------|
| 1 | ————— | 485B (2) |
| 2 | ————— | +12V OUT |
| 3 | ————— | 485A (2) |
| 4 | ————— | GND |



- | | | | |
|---|-------|----------|-------------------|
| 2 | ————— | 485B (2) | White line |
| 4 | ————— | +12V OUT | Red line |
| 6 | ————— | 485A (2) | Green line |
| 3 | ————— | GND | Black line |

LED Function

| Name | Function |
|--------|--|
| PWR | Power light: long bright after power on. |
| REC | Record light: long bright when recording. |
| HDD | Hard disk light: long bright when hard disk existed and flashes when writing and reading data. |
| ALM | Alarm light: flashes after alarm happen. |
| V-LOSS | Video loss light: flashes when video loss. |
| ERR | Error light |
| IR | IR receiver light |

Setting Up on DVR

Log in the DVR and follow the guide.

